

Survey Data

With over 140 responses received from Macedon Ranges Shire residents 50 years and older, here are the highlights of how respondents find things out, how they source information and the reasons that prevent participation when it comes to attending activities and events to enhance wellbeing.

58%

of the community surveyed used a **smartphone with internet access.**




of those who responded are interested in more information on **digital education opportunities.**

Approximately **56%** do not participate in online activities with **4%** not using any electronic devices.

39%

of surveyed community members **who were regularly attending activities** in the Macedon Ranges prior to COVID **have not returned.**

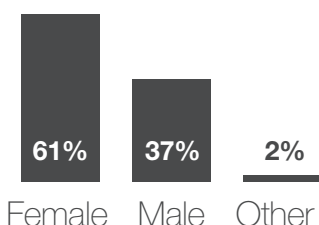
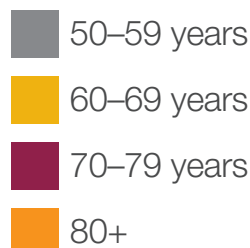
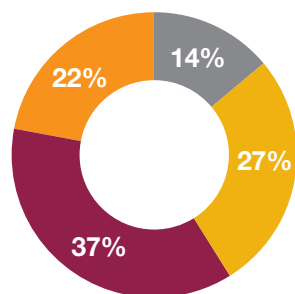


22%

didn't regularly attend activities **pre COVID.**

Demographics of Survey Participants

Most people who took the survey are in **unpaid or voluntary work.**



Advised that **English** is their second language.

12%

Reasons given for not attending activities

35% Not knowing about the activities in their local area.

30% Not able to find suitable local activities of interest.

28% Unlikely to know anyone.

19% Not wanting to go alone.

13% Carer responsibilities.

11% Transport support.

9% Cost.

Most people find out about activities and events through:



72% Local papers



62% Word of mouth



55% Community Newsletters



44% Facebook